

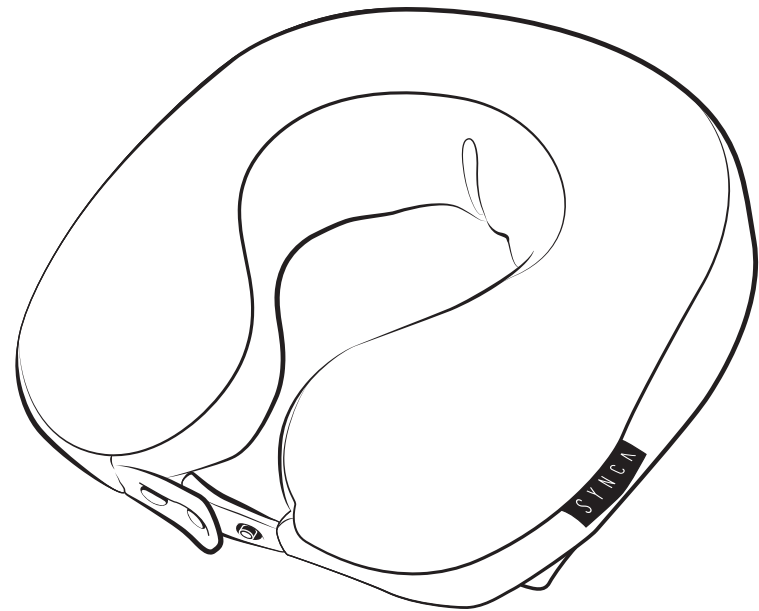
PRODUCT SPECIFICATION

Product name	Multi travel pillow
Model number	NM220
Rated Voltage	DC5V 1A
Power consumption	2W (heater 1W)
Auto Timing	15 mins
Material	ABS, TPU, Fabric
Battery capacity	3.7V 2000mAh
Recharging time	Approx. 2-3H
Discharging time	Approx. 2-3H
Certificate	CE

S Y N C A

USER MANUAL

Multi Travel pillow model : NM220

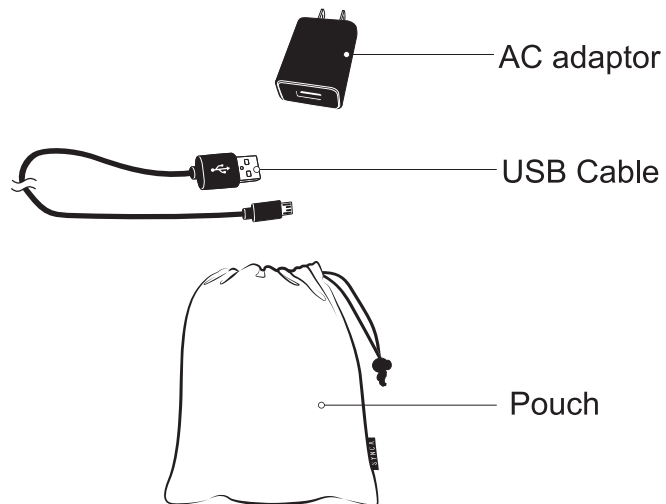
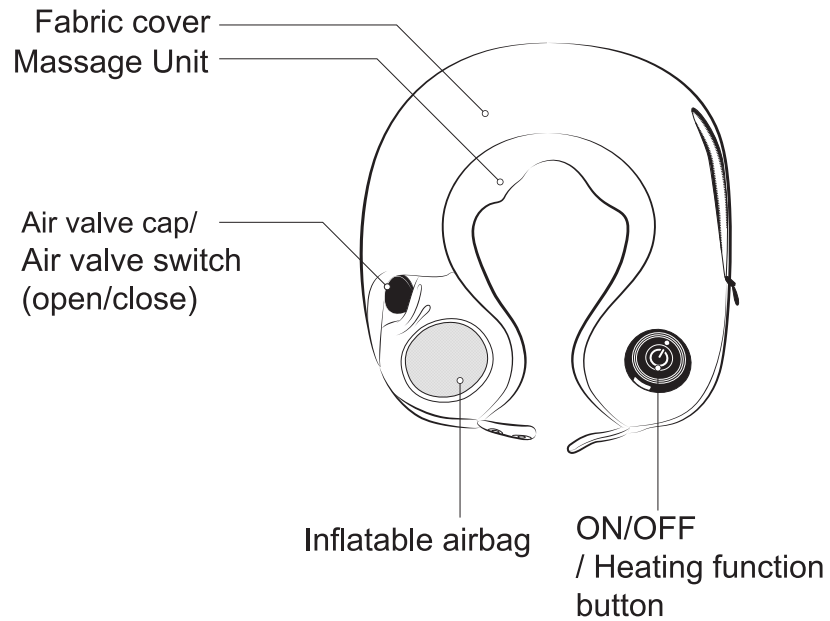


SAFETY INSTRUCTIONS

This manual should be kept on hand for easy reference.
It is your guide to a safe and efficient operation.

1. Please consult doctor before using this product if with any of the following diseases:
 - * using heart pacemakers or similar implantable medical devices for disease and illness.
 - * Bones fragile or damaged, especially back bones
 - * After surgery
 - * Shortly after pregnancy or after childbirth
 - * Suffering from cancer
 - * With osteoporosis
 - * Has a blood circulation problem or thrombosis
 - * Suffering from skin infections
 - * Spine disease or spinal injury caused by accident or illness
2. Do not allow water to enter the product or splash on the product surface.
3. Do not put the product in a humid environment (such as in the bathroom, or shower room, swimming pool).
4. Please check that the Direct Current (DC) voltage of your charger corresponds with the specification indicated for the massager.
5. To prevent the risk of mechanical injure, do not open the product cover.
6. Do not attempt to disassemble or repair the massager yourself.
7. Children should not use this product. Care should be taken to ensure that children will not use this product as a toy.
8. If the product gives anomalous noise, turn off the product and contact authorized service center or dealer.
9. Do not use this product when the cover is damaged or in the event of a mechanical or electrical malfunction and should contact authorized service center or dealer.
10. Use and store the product only as described in this manual.
11. Do not use this product while driving, comply with safety driving regulations.
12. Do not operate continuously for more than 15 minutes. Turn off the massager and allow it to rest (cool) for 30 minutes before re-using. This will prolong the life of the massager.
13. Do not use the product if you fell unwell, and please seek a physician's advice.
14. Do not contact with sharp objects or use hard things to squeeze during use. otherwise there is a chance of air leakage, which affects the use.
15. The massager can switch between high and low massage modes during use, and It is normal that there is a stop when switching modes.
16. This product is an electronic health product and is not intended for use in diagnostics, treatment, and other businesses use.

PRODUCT INTRODUCTION

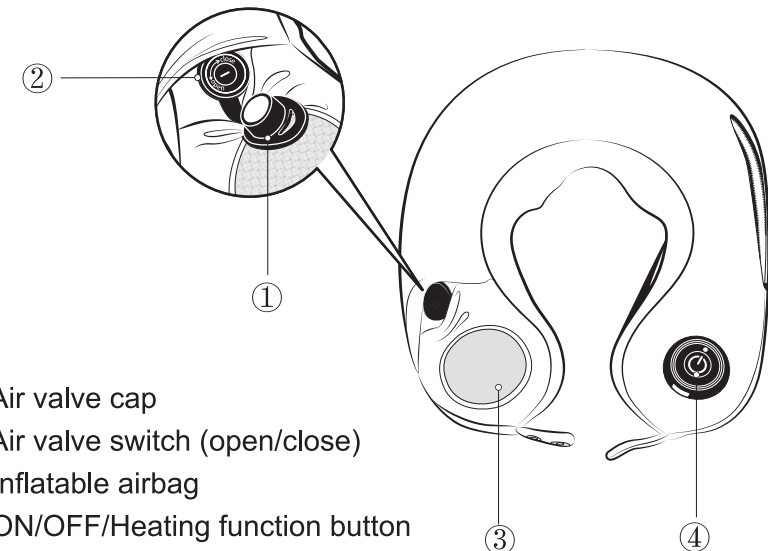


HOW TO OPERATE

1. Open the Air valve cap, turn the switch to the "close" and push Inflatable airbag until the pillow is fully inflated, then close the Air valve cap. Finally, put it on the neck, and fix the rope buckle as needed.
2. Press the power button for 3 seconds first time to start the massage.
3. Press the power button for 1 second while massage function is working, heating function start. Press the power button once again, heating function finish.
4. If press and hold the power button for 3 seconds once again, it will shut down manually.
5. It will automatically shut down after 15 minutes working.
6. Open the Air valve cap, turn the switch to the "open" to deflate the air pillow and pack it in the pouch.

The massager automatically turns off after 15 minutes of use. Allow the massager to cool for 30 minutes between uses.

The product has a built-in rechargeable battery. please charge the product fully for the first time use, In addition, if you do not use the product for a long time, you need to periodically charge the battery, which will help extend the life of the battery.



- ① Air valve cap
- ② Air valve switch (open/close)
- ③ Inflatable airbag
- ④ ON/OFF/Heating function button

TROUBLE SHOOTING

This chapter summarizes the most commonly encountered problems when using this product. If you can not solve the problem with the information below, please contact authorized service center or dealer.

Problem	possible cause	solution
The product does not work	The product has just completed 15 minutes massage and automatically switch to standby mode.	If you want to massage again, please press the function button after 30 minutes again.
	The product is out of power.	Please re-charge the product using your mobile charger
Product air volume is insufficient	The air escapes from the airbag	Inflate again and remember to close the valve cover
The product is overheating	You have let the product worked more than 30 minutes in a row	Turn it off and let it cool down
Noise can be heard from the product	Noise is may by the mechanical parts of the product.	This is normal and does not mean that product is faulty.

CARE AND MAINTENANCE

Cleaning

1. Do not use steel wool, abrasive cleaning agents or corrosive liquids (such as gasoline or acetone)

*Hand wash only.

*Don't use bleach.

*Drying cover under the shade.

2. Wipe with a dry cloth to clean the product.

3. Do not use a damp cloth or detergent.

Storage

1. Store the product in a cool dry place away from sunlight.

2. Do not put a heavy weight load on the product.

If the cover is damaged or there is any mechanical failure, please stop using the product and contact authorized service center or dealer.