



2025 BROCHURE

FUNCTIONAL & GROUP TRAINING

TRAINING



CONTENTS

4 MATRIX FITNESS

*BELIEVE IN BETTER
TOTAL SOLUTIONS PARTNER
GROUP TRAINING OVERVIEW*

10 CONNECTED SOLUTIONS

CONNECTED SOLUTIONS: TARGET TRAINING

16 GROUP TRAINING LED CONSOLE

20 SPRINT 8 GX

PROGRAMMING

26 TRAINING CYCLE

*CXP TARGET TRAINING CYCLE
CXM TRAINING CYCLE
CXC TRAINING CYCLE
PROGRAMMING*

36 TOTAL BODY CYCLE

40 UPPER BODY CYCLE

44 S-DRIVE PERFORMANCE TRAINERS

*TRAINING SUPPORT
S-DRIVE POWER
S-DRIVE METRICS
S-DRIVE*

52 ROWERS

*TRAINING SUPPORT
RXP ROWER
ROWER*

58 CONNEXUS SERIES

*CONNEXUS HUB
CONNEXUS CREST
CONNEXUS EDGE
CONNEXUS FUNCTIONAL TRAINER
CUSTOM CONFIGURATIONS
CONNEXUS COMPACT
CONNEXUS COLUMN
CONNEXUS STEP+*

76 STRETCH PLATFORM

78 TRAINING SUPPORT

80 SPECIFICATIONS



BELIEVE

A man in a blue suit is standing in a modern, multi-level gym, looking at a smartphone. The gym has a high ceiling, white pillars, and a wooden railing. In the background, there are treadmills and other exercise equipment. The word "IN" is written in large white letters on the left, and "BETTER" is written in large white letters on the right, with the man's image acting as the letter "B".

IN BETTER

At Matrix, it's our mission to make your fitness facility everything you ever dreamed it could be.

Count on us for meaningful innovations that make our equipment a joy to own, service and use. Expect a technology ecosystem that enhances the way you manage your facility, retain and engage members and promote your brand. And as always, trust us to put your brand and your business first, supporting you with facility planning, dedicated sales and support, unmatched customer service and extensive education and training.

For all those who believe in better, there's Matrix.



BELIEVE IN PARTNERSHIP THAT EMPOWERS

When you choose Matrix, you're getting a partner who will be there for your grand opening and every day after.



DESIGNING YOUR VISION

Our team will work with you to bring your vision of fitness to life in exciting new ways by helping you select equipment and technology ideal for your goals, your space and the people you serve. We'll even work with you to develop financial solutions that expand your options and maximize your investments.



CREATING YOUR VISION

We'll get you up and running on your schedule and provide your staff with all the tools they need to stay that way. Additionally, your team can count on a complete demonstration of how to use your new equipment to its fullest potential.



SUPPORTING YOUR VISION

You can rely on our swift service response, readily available parts and unwavering commitment to resolving issues the first time. You can also access product training, maintenance tips, on-demand educational videos and much more at matrixlearningcenter.com. And count on our marketing support kits to engage your people, spotlight your brand and showcase what makes your facility special.



A BETTER WAY TO GET FIT: TOGETHER

In today's competitive fitness landscape, differentiation is crucial to attracting and retaining members.

Exercisers are seeking unique experiences that go beyond the traditional gym routine. Count on our innovative solutions to help you to set your facility apart with versatile functional training spaces and signature group training programs that appeal and engage members of all kinds.

CARDIO

Signature cardio programs are the foundation of group training, and we offer options that can appeal to members of all kinds.

Challenge your members with the versatile intensity of our user-driven S-Drive Performance Trainers. Add our rower to your circuit training program for low-impact cardio that strengthens the whole body. You can even create an advanced, accessible group cycling experience with our Training Cycles.

FUNCTIONAL STRENGTH


For solutions focused on strength and flexibility, our distinctive offering will give enthusiasts the kind of dynamic exercise experience they won't find anywhere else. Our Connexus Series is nothing short of essential for classes where users perform weight-bearing exercises that reflect their daily activities. The flexibility of our Connexus Series makes it easy to transform underused spaces into functional training zones and expand your offering as interest in functional training continues to grow.



MATRIX CONNECTED SOLUTIONS

GET CONNECTED **TO A WORLD OF DIGITAL SOLUTIONS**

Our robust, open platform is more than a collection of hardware, software and connectivity options. It's a fully integrated digital ecosystem that enhances the way you manage machines, mentor and motivate members, and promote your unique brand.



With the power of our robust, open platform at your fingertips, service and maintenance become hassle-free. Your trainers can connect and engage with members in new ways for better results and more referrals. Everyone who comes through your doors can instantly connect to their favorite music, entertainment and social networks. It's easier than ever to expand your marketing efforts and make your brand the center of each member's fit lifestyle. And that's just a taste of what Matrix Connected Solutions can do.

Discover how our complete selection of hardware and software solutions can help bring your vision of fitness to life in bigger, bolder, brighter ways than ever before.

DISCOVER MORE AT
MATRIXCONNECTEDSOLUTIONS.COM

MATRIX CONNECTED SOLUTIONS

MOTIVATING.
MEASURABLE.
AND GOAL-BASED.

Whether you're all about Group X, superior circuits or pushing athletes to shatter their limits, you can motivate your people like never before with personalized, goal-based target training workouts that track heart rate, watts, distance, calories or speed. Depending on your facility and the people you serve, choose the CXP Target Training Cycle, S-Drive™ Power, RXP Rower or UBC-P Upper Body Cycle. All can be used in group environments or for personal workout programs that leverage Sprint 8® programming, interval training and more. There's nothing like target training, and it's only available from Matrix.



EFFORT GUIDED BY COLOR

The Target Training Display's LED wrap lights up with three intuitive colors to express effort relative to personalized metrics: blue, for below the target range for the metric; green, for on track to hit the metric target; and red, for exertion that will surpass the metric target. Instructors can easily guide members of different ability levels through their workout, all while tracking effort and keeping them on pace for their unique goals.

CXP TARGET TRAINING CYCLE

Our CXP Target Training Cycle makes it easy to lead a next-level cycling class that holds a wide range of members accountable to personalized goals. Sessions that focus on different metrics keep classes fresh and help members see measurable progress with every pedal stroke. A sub-max heart rate test and eight- and 20-minute FTP tests make sure everyone is riding at a level right for their abilities. // See page 26

S-DRIVE POWER PERFORMANCE TRAINER

Our S-Drive Power helps athletes and coaches maximize sport-specific speed and explosiveness using advanced metrics. A sub-max heart rate test helps athletes define their limits and shatter them in exciting new ways. // See page 36

RXP ROWER

Our RXP Rower can elevate rowing classes with metrics that matter or create metric-driven circuits that keep the training experience fresh. A sub-max heart rate test, a step power test and 500- and 2,000-meter splits help each rower find a level of challenge ideal for their personal fitness. // See page 48

UBC-P UPPER BODY CYCLE

Smooth-moving synchronous, asynchronous and independent rotations let users of all ability levels progressively build cardiovascular endurance and upper-body strength. Every user can find a level of challenge right for their ability levels thanks to precise, repeatable electronic resistance, and automatic resistance changes make HIIT workouts as hassle-free as they are intense. // See page 43

CONNECTED SOLUTIONS

COMMUNITY 360

BRING IT ALL TOGETHER UNDER YOUR BRAND

Our ingenious Community 360 lets members capture data from all their favorite fitness apps and all the ways they work out in one place using a single customizable interface that puts you facility at the center of their fit lifestyle. Members can easily create personalized strength training goals, compete in challenges and applaud others through activity-based social feeds, and you can motivate members by offering reward points for check-ins, personal training, purchases and even personal bests.

ASSET MANAGEMENT

KEEPING AN EYE ON YOUR EQUIPMENT SO YOU DON'T HAVE TO

Our industry-leading Asset Management platform offers a 360-degree view of your equipment on virtually any internet-connected device. Easy-to-read color-coding tells you whether a product is functioning properly, detects errors and alerts you if something is offline. Create customized reports to help maximize product life and identify the optimum product mix. The customization interface even provides an array of smart marketing tools.

RFID

STREAMLINE YOUR MEMBERS' EXERCISE EXPERIENCE

RFID is a smart way to streamline your members' training experience. Simple radio-frequency tags make check-in, program loading and workout tracking completely touch-free and virtually automatic. Members can even use RFID with your existing RFID-compatible vending machines, kiosks and in-facility sales centers for quick impulse buys of your branded merchandise, snacks, beverages and more.

ANT+

SEND DATA TO THE BIG SCREEN TO SPARK COMPETITION IN THE STUDIO

The ANT+ broadcast feature enables facilities to send data to external leaderboards, so all user performance data is on display in real time to drive competition and spur performance.

BLE FTMS

SEND DATA TO SMART PHONE APPS FOR PERSONAL PERFORMANCE TRACKING IN THE STUDIO

The BLE FTMS broadcast feature enables users to send their data to popular smart phone apps for personal performance tracking to measure changes in performance over time.



KEEP YOUR MEMBERS IN SYNC

Now you can keep every member of your class in sync with a console made specifically for training in a group.

LED CONSOLE



GROUP TRAINING

LED CONSOLE

Make your group exercise classes smoother and more rewarding for everyone involved with our Group Training LED Console. Our versatile design makes it easier to work with participants of different ability levels. The straightforward interface is easy to navigate, and smart features like one-touch controls and preset intensity levels help every participant stay in sync with instructor cues. Add WiFi to work with some of our most powerful Connected Solutions, like Engage 360, Community 360 and Asset Management.

Our Group Training LED Console is compatible with our Performance Plus Treadmill and all Matrix cardio equipment from our Performance, Endurance and Lifestyle Series.



CONNECTED
SOLUTIONS

 **ASSET MANAGEMENT**

ENGAGE 360

COMMUNITY 360


CONSOLE SPECS	GROUP TRAINING LED
DISPLAY	Large number LED with message center
WORKOUTS	Manual
LANGUAGES	English, German, French, Italian, Spanish, Dutch, Portuguese, Swedish, Finnish, Turkish, Danish, Polish
FAN	No
ANALOG TV	Optional - attachable add-on TV
DIGITAL TV	Optional - attachable add-on TV
IPTV	No
PRO:IDIOM COMPATIBILITY	Optional - attachable add-on Pro:Idiom TV (≠ IPTV)
WIFI	Optional - included with Asset Management and/or Community 360 app
BLUETOOTH	No
ANT+	No
RFID WIRELESS LOGIN	Optional
CONNECTS TO APPLE WATCH	No
MADE FOR IPOD, IPHONE, IPAD	No
USB PORT	Yes - device charging, software updates
WIRELESS CHARGING (QI)	No
CSAFE READY	Yes
AUTO WAKE-UP	No



INSPIRING. INTENSE. AND UNLIKE ANYTHING ELSE.

Only Sprint 8 GX combines sprint-intensity cardio and strength training with turnkey programming for a uniquely inspiring, instructor-led experience. Best of all, it can be done on a range of equipment and by members of all fitness levels.

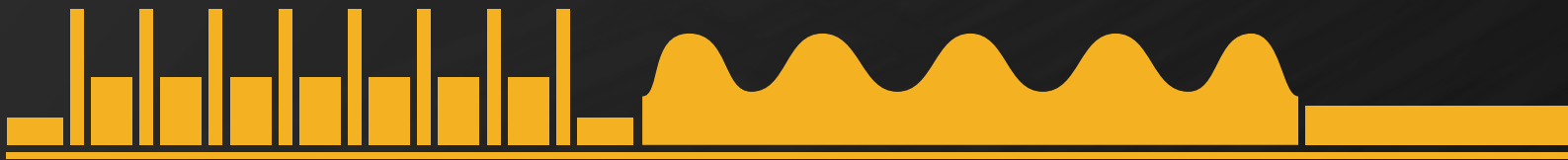
SPRINT 8 GX



SPRINT 8 GX

SPRINT 8 GX

Sprint 8 GX is different, created to redefine your group training offering in ways that deliver results for you and your members. Only Sprint 8 GX combines sprint-intensity cardio and a uniquely effective strength training component with flexible turnkey programming for an inspiring, instructor-led exercise experience unlike anything else. Sprint 8 GX was designed with your needs in mind, so you can offer it on your cardio floor or in a special training area in your facility. Best of all, the intensity of Sprint 8 GX is based on the abilities of the member, so both elite athletes and those just beginning their fitness journey will experience a challenging and rewarding workout.



LEARN FROM CERTIFIED MASTER TRAINERS*

Certified Matrix Master Trainers will come to your facility to teach you and your trainers everything you need to help participants build muscle, strengthen bones, enhance cardiovascular health and trigger active-aging benefits in each session.

POWERED BY MATRIX-EXCLUSIVE EQUIPMENT

Sprint 8 GX can be completed on a range of Matrix cardio platforms and consoles. So, whether your participants like to run, ride, climb or row, Sprint 8 is available at the touch of a button.

SUPPORTED BY US, OWNED BY YOU

Our turnkey package includes a 6-hour workshop led by a Matrix Master Trainer, a comprehensive Sprint 8 GX manual, video support assets and a complete implementation guide to make sure the launch of your new Sprint 8 GX program is a success. We'll also help you fill your classes by providing comprehensive marketing resources that let all your members know about this special offering. Best of all, the programming is owned by your facility in perpetuity.

PROGRAMMING AT YOUR FINGERTIPS

Available through the Matrix Group Education Platform, trainers have complete access to all their Sprint 8 GX programming in one place. From educational content to certificates to resources, trainers have instant access to everything they need to run Sprint 8 GX classes.

* Availability of Matrix Master Trainers varies by market



SPRINT 8 GX





SPRINT 8 GX GROUP TRAINING COURSE

Sprint 8 GX Group Training Course is a workshop that teaches trainers and coaches how to run a successful, community-building program that builds muscle, strengthens bones, enhances cardiovascular health and triggers active-aging benefits in each session. Using Matrix cardiovascular products with embedded Sprint 8 sprint-intensity program and unique strength and conditioning movements, course participants will learn everything they need to create an inclusive, results-oriented program that's unlike anything else.

COURSE INCLUDES

- Instruction on how to run a successful 45-minute group training program on the cardio floor
 - Education about the science and benefits of sprint-intensity training
 - Essential direction for setting up and coaching group training classes effectively
 - Ways to manage and recognize the psychological and physiological response of the exercise paradox to maximize results and optimize training time
 - Learn how to incorporate a range of cardio modalities in a single session including treadmills, Ascent Trainers, ellipticals, cycles, rowers, and S-Drive Performance Trainers
 - Access to an online exercise library demonstrating 25 explosive and flexibility exercises
 - Turnkey workouts with built-in progression for a wide variety of participants
-


SPRINT 8 GX ACCREDITATIONS

ACE (0.6 CECs), AFAA (6 CEUs), NASM (0.6 CEUs), NSCA (0.6 CEUs),
ACSM (6 CEUs), CanFitPro (4 CECs)

PRECISION ENGINEERED FOR A SUPERIOR EXPERIENCE

Our Training Cycles give you everything you need to attract more riders and make your group cycling classes a core part of their training regimen.

TRAINING CYCLES





TRAINING CYCLES

All of our durable Training Cycles feature optimized ergonomics and intuitive adjustments that make it hassle-free for every member — no matter their body type or ability level — to experience the feel of a outdoor ride.

ADVANCED ERGONOMICS & ADJUSTMENTS

The detail-oriented design of our Training Cycles begins with a narrow Q-factor that optimizes the position of the hips, knees and feet to comfortably mimic an outdoor riding experience. A magnetic system provides smooth resistance changes to help riders transition from one portion of the ride to the next, while intuitive four-way adjustments with quick-touch operation and easy seat tilt make customizing the cycle to each user's body virtually effortless.

ENHANCED COMFORT & CONVENIENCE

All of our Training Cycles include an ergonomically sculpted seat to relieve pressure on touchpoints; making even long, intense cycling classes comfortable. A contoured lever near the handlebars provides tactile feedback for on-the-fly resistance changes, and multi-position handlebars with an integrated water bottle holder provide a comfortable grip.

STREAMLINED SERVICE & SETUP

The low-maintenance, well-protected rear flywheel design of our cycles includes a quick-release service panel, easily removable pedal cranks and clearly identifiable internal components to make service a breeze for heavy-use facilities. Unlike traditional indoor cycles that require two wrenches to tighten or level the seat, our design requires only one Allen wrench to adjust the seat to the optimal position.







CXP TARGET

TRAINING CYCLE

The advanced CXP Target Training Cycle gives you everything you need to attract more riders and make your group cycling classes a core part of their training regimen. Our display is specifically engineered for target training — whether they're tracking watts, heart rate, RPMs, distance or calories — and includes a bright LED wrap that uses intuitive colors to tell the instructor and the rider if they are on track for their goals. Integrated programmable metrics help both instructors and riders make the most of every class, and a wide range of personal training programs offer plenty of ways for the enthusiast to train outside of class.

FEATURES

Within +/- 3% watts accuracy • Quick-adjust pedals • Integrated Sprint 8 program
Integrated FTP testing and a sub-max heart rate test • WiFi, ANT+ and BLE FTMS enabled



The CXP Target Training Cycle pairs the effectiveness of personalized training with the excitement and energy of group exercise by providing riders with individualized goals right for their ability level and fitness aspirations.



CXM

TRAINING CYCLE

Our CXM Training Cycle takes your group classes to the next level with clear metric tracking, quality performance and excellent ergonomics. The quick-response, backlit LCD console clearly displays all training metrics and provides the ability to bring extra focus to watts, heart rate, RPMs or custom intervals in a way that helps your riders chart their progress and get real results.



FEATURES

Watt measurement within +/- 10% accuracy

- ANT+ and BLE FTMS enabled

CXC

TRAINING CYCLE

Our CXC Training Cycle will make your group classes more popular than ever with performance that's as powerful as it is comfortable. A device storage shelf makes it easy for riders to keep their smartphone in view. Add the optional wireless LCD console for a basic metric-tracking experience that clearly displays RPMs, calories, distance, time and heart rate when used with a heart rate strap.



Optional wireless
GTC LCD console



MATRIX RIDE

PROGRAMMING

Matrix Ride* makes it easy for instructors to lead a next-level cycling class that engages a wide range of members. Our exclusive, all-original programming blends the energy of classic group cycling with precision performance training, integrating metrics like watts, heart rate, RPMs, distance and calories for compelling classes that deliver measurable results.

SUPPORTED BY US, OWNED BY YOU

Our turnkey package includes a workshop led by a Matrix Master Trainer including the comprehensive Matrix Ride manual, and a complete implementation guide to make your new cycling program a success. We'll also help you fill your classes by providing comprehensive marketing resources that let all your members know about this special offering. Best of all, the programming is owned by your facility in perpetuity.

PROGRAMMING AT YOUR FINGERTIPS

Available through the Matrix group training platform, instructors always have access to all their Ride programming materials in one place. From research-based educational content to certificates to resources, instructors have everything they need to create classes that enhance your group exercise offering.

* Availability of Matrix Ride program varies by market



CXP WORKSHOP

Created to maximize the potential of CXP Target Training Cycles, our programming package includes an eight-hour workshop, an educational manual, lesson plans and more, giving trainers everything they need to create an industry-best cycling class that sets your facility apart from others in powerful ways. Instructors will learn how to guide class participants through Target Training rides using each of the five individual metrics (watts, heart rate, RPMs, distance and calories), or even a combination of multiple metrics. They will learn how to set personalized targets using tools like the integrated FTP and sub-max heart rate testing, and how to use the LED color wrap to gauge effort and performance.

CXP ACCREDITATIONS

ACE (0.7 CECs), AFAA (7 CEUs), NASM (0.7 CEUs), CanFitPro (4 CECs)

CXM WORKSHOP


Choose our precision-engineered CXM Training Cycle, and you'll have the option to add a live, product-focused, six-hour education workshop delivered by one of our Master Trainers at your facility. Your instructors will learn how to get the most out of the cycle's premium design and metric-tracking LCD display.

CXM ACCREDITATIONS

ACE (0.4 CECs), AFAA (5 CEUs), NASM (0.5 CEUs)

CXC BASICS WORKSHOP

This optional three-hour training session delivered by a Matrix Master Trainer covers the fundamentals of running a successful group cycling class using CXC training cycles. Trainers will learn how to set up cycles properly, transition between riding positions and adjust the cycles to fit the needs of each individual rider.



FEEL THE INTENSITY IN THE AIR


Transform cardio into intense, total-body exercise with an air cycle specifically reimagined for group training and HIIT workouts.

TOTAL BODY CYCLE



TOTAL BODY CYCLE

Make group training and HIIT more intense than ever with a cycle that transforms cardio workouts into total-body exercise. Air resistance increases the challenge the harder riders pedal, push and pull, and a design reimagined for group training and HIIT includes seamlessly smooth adjustments between riders, multi-grip handlebars and a frame reinforced with heavy-duty steel.



BUILT TO LAST

The Total Body Cycle is built to stand up to tough HIIT and group training sessions for years. Durable link arms, sturdy cranks and a frame reinforced with heavy-duty steel withstand the most intense workouts, and a seamless shroud design protects drive components from sweat, dust and moisture to extend equipment life.

OPTIMIZED FOR QUICK TRANSITIONS

Keep up the intensity between circuit stations. A quick-pull lever allows members to instantly adjust seat height for fast transitions between riders, while ergonomically sculpted handlebars offer multiple grips.



NOW EVERYONE GETS A TURN

From your cardio floor to group training and anywhere in between,
you can engage all your users with our inclusive new cardio experience.

*UPPER BODY
CYCLES*

UPPER BODY CYCLES

Our Upper Body Cycles build progressive strength and endurance with synchronous, asynchronous and independent arm rotations, using repeatable resistance just right for each individual. For both seated and standing workouts, our Upper Body Cycles adjust quickly and intuitively to get each unique user started.

SMOOTH, ACCESSIBLE EXERCISE

Smooth-moving synchronous, asynchronous and independent rotations let users of all ability levels take part in cardio.

SEAMLESS TRANSITIONS

One-touch height adjustment adapts the cycles to each user's unique body and makes transitions between users quick and easy.

INCLUSIVE & VERSATILE WORKOUTS

The contoured seat easily flips out of the way and stores on the cycle for standing or wheelchair-accessible workouts.

INSTANT ROTATION ADJUSTMENTS

Crank locks let users quickly adjust the rotation from fixed to free to fit their ability levels and goals.



UBC-M

UPPER BODY CYCLE

Add a unique, accessible experience to both group training and your cardio floor with our UBC-M Upper Body Cycle. Featuring easily adjustable manual resistance and a backlit LCD that provides complete workout feedback. A self-powered, portable design makes it easy to move for circuits and classes, while intuitive adjustments help all users get started.



FEATURES

- Self-powered • Conveniently portable design
- Backlit LCD provides complete workout feedback
- Repeatable magnetic resistance
- Intuitive resistance lever

UBC-P

UPPER BODY CYCLE

UBC-P adds a unique and engaging cardio experience to your facility. To offer a goal-driven exercise experience, choose our UBC-P, featuring a colorful, metric-tracking Target Training Display, a variety of integrated training programs, precise, repeatable electronic resistance and automatic resistance changes for HIIT workouts.



FEATURES

- Integrated programs including Sprint 8 • Personalized progress metrics • Connectivity
- Precise, repeatable electronic resistance • Automatic resistance changes

FOR SUPERIOR CIRCUITS, HIIT & BEYOND

Create the kind of circuit training program that attracts and retains members by adding a versatile, intense new modality.

*S-DRIVE
PERFORMANCE
TRAINERS*





S-DRIVE PERFORMANCE TRAINERS

Our S-Drive Performance Trainers add an amazing new dimension to virtually any circuit training program. Versatile, space-saving design lets members take on power walking, running, HIIT, sled-pushing, parachute training and agility drills with magnetic resistance settings just right for their ability level and goals. Choose our S-Drive Power for a complete target training experience, the S-Drive Metrics for clear workout feedback or the original S-Drive Performance Trainer.



FEATURES

Sled brake with 8 resistance settings • Parachute brake with 11 resistance settings • 7-degree incline
True zero start speed • Unlimited top speed • 17.8 cm / 7" step-on height

GROUP CIRCUITS

By incorporating the S-Drive in your circuit training, there's no limit to the different ways your trainers can provide full-body workouts. We provide nine-week protocols for both small group training (up to eight participants) and large group training (up to 12 participants).

SPORTS PERFORMANCE TRAINING

The S-Drive provides high-intensity training ideal for athletes striving to reach their maximum potential. Count on our four-week protocol to improve speed, endurance, agility, power and neuromuscular development.

REHABILITATION & ACTIVE AGING

The S-Drive can provide significant benefits for users training to recover from an injury or those striving to maintain functional health. Full perimeter handrails make entering and exiting easy and secure, a true zero starting speed accommodates users of all ability levels and the user-driven design provides a more natural gait than treadmills.



S-DRIVE POWER

The S-Drive Power includes/uses Target Training Display specifically engineered for goal-based training, making it easier than ever for members to take on sprints, sled pushes and parachute training with precision data tracking. Integrated testing establishes personalized targets just right for the ability level of each member, while the unique LED wrap helps trainers and members gauge intensity with bright colors. The display even pivots so trainers can easily view feedback. Whether tracking watts, speed, time, distance, heart rate or taking on high-intensity interval training, the personalized metrics help members maintain effort and reach their goals. Includes a built-in sled-push bar that tracks power in watts.



FEATURES

Integrated sub-max heart rate testing • Interval and Sprint 8 program • Intuitive touchscreen design
ANT+ and Bluetooth enabled • Watt measurement within +/- 10% accuracy



The S-Drive Power delivers a complete target training experience that will redefine your circuits with intensity and versatility.

S-DRIVE**METRICS**

The S-Drive Metrics includes a pivoting, quick-response, backlit LCD that clearly displays speed, time, distance and heart rate (with strap) so trainers can view feedback. A self-powered design makes it easy to fit the S-Drive Metrics into virtually any circuit training program and reposition it as needed to keep circuits fresh.

**FEATURES**

Interval and Sprint 8 program • Self-powered design



S-DRIVE

PERFORMANCE TRAINER

Add our original S-Drive Performance Trainer to existing circuit training programs to offer members power walking, running, HIIT, sled-pushing, parachute training and agility drills in one space-saving footprint. Magnetic resistance adjusts easily to a wide range of ability levels. A self-powered design makes it easy to fit S-Drive into virtually any circuit training program and reposition it as needed to keep circuits fresh.



FEATURES

Self-powered design

A NATURALLY INTENSE ROWING EXPERIENCE

Take advantage of the popularity of group rowing by bringing one of our sleek, thoughtfully designed rowers to your circuit.

ROWERS





ROWERS

The versatile, exceptionally comfortable design of our rowers make it easy to switch between speed work, distance rowing and high-intensity interval training.

ADVANCED ENGINEERING

Sleek-yet-robust design offers whisper-quiet operation, a smoother stroke, easy adjustments and repeatable resistance levels to create an unmatched rowing experience. Count on an aluminum flywheel with 10 precise magnetic resistance settings to challenge first-time users and experienced rowers alike.

ENHANCED COMFORT & CONVENIENCE

Our rowers feature an Ergo Form seat to reduce stress on touchpoints during long rowing sessions, a seat lock for superior stability and a long handle with a comfort-enhancing over-mold. To make sure every experience is as seamlessly convenient as it is comfortable, we added heel cups with quick-release buckles ideal for fast-moving training circuits and transport wheels for easy rearranging between sessions. Our rowers can even stand vertically, minimizing their footprints when not in use.


LASTING DURABILITY & STREAMLINED SERVICE

Created specifically for the busiest circuit training environments, our rowers are ready for a steady stream of users, day in and day out. A high-quality rope is paired with a long aluminum rail reinforced with stainless-steel to stand up to hard use.

ROWING PROTOCOLS

We offer aerobic workouts focused on rhythm, technique, proper breathing and pace; anaerobic threshold workouts; and race-pace workouts that emphasize short intervals of maximum effort.





RXP ROWER

Make your facility stand out by adding our advanced RXP Target Training Rower to your circuit, group classes or cardio floor. Our unique display is specifically engineered for target training — measuring watts, 500-meter wrap uses vibrant colors to indicate if the user is on track for their goals. Integrated training programs help members make the most of every circuit or class, and a wide range of personal training programs offers a fresh experience outside of group settings.



FEATURES

Sub-max heart rate test, step power test and testing for 500- and 2,000-meter
Interval and Sprint 8 programs • Intuitive touchscreen design
WiFi, ANT+ and BLE FTMS enabled



ROWER

The Matrix Rower features an adjustable, backlit LCD console that makes it easy to see complete workout data. Clearly-defined quick keys provide instant access to integrated training programs. Thanks to a self-powered design, you can find a place for our rower in any large or small circuit training program. Simply place it between weight and functional training stations for an engaging change of pace.

FEATURES

Challenge and interval programs • Self-powered design



WHERE FUNCTION MEETS FLEXIBILITY

Whether you want to provide coached experiences or create a space for individuals to train on their own or with a personal trainer, we have a solution for you.

CONNEXUS SERIES





CONNEXUS SERIES

Now functional fitness is flexible. From the wall to the corner to the center of your training hub; from self-guided workouts to circuits to small group training — there's no functional solution that's out of reach.

VERSATILE TRAINING & FUNCTIONAL STORAGE

The intuitive and versatile designs of our Connexus Series offer a virtually limitless range of exercise variety. Space-efficient design maximizes the training versatility, and a variety of attachment points give trainers total flexibility when planning workouts. For quick transitions, conveniently centralized storage offers instant access to a range of training accessories.



CONNEXUS



CONNEXUS HUB

Connexus Hub combines a single adjustable pulley and centralized accessory storage to bring diverse functional training to small spaces and unused walls. Clearly defined training stations make it easy for anyone to get started, and an integrated device holder lets users bring along the on-demand workouts or entertainment that keeps them going strong.



CONNEXUS

CONNEXUS CREST

Bring complete functional training to small spaces and unused walls with the two adjustable pulleys and centralized accessory storage of the Connexus Crest. Five static anchors for bands and battle ropes offer a variety of attachment heights to work a wide range of muscles.



CONNEXUS EDGE

Our versatile Connexus Edge combines convenient access to accessories, multiple attachment points and clearly defined stations for functional workouts that are easy to start and smooth throughout. Configurable design lets you connect multiple bays against a wall or in back-to-back arrangements to offer coached functional training, self-guided workouts or both.



CONNEXUS

COMPATIBLE OPTIONS

Add exercise versatility with a wide range of optional accessories, or connect our Connexus Edge with other Connexus units to maximize the functional training possibilities of your space.



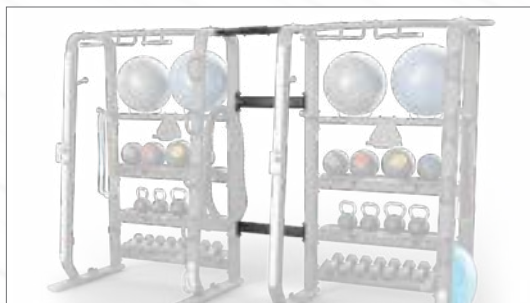
Connexus SM Back-to-back Connector
GFT-BTB



Connexus Ladder Connector
GFTLDR



Connexus Double Ladder Connector XL
GFT-XLCK



Connexus Side Connector
GFTEDG-CK



Connexus Dip / VKR / Plyo Station
GFTDPST



Connexus Landmine w/Storage
GFTLMS



Marpo Rope Pull
X8 Connexus Rope



Marpo Rope Pull - Auxiliary Pulley
Marpo X8 Connexus Aux Pulley



Connexus Edge Suspension Trainer Anchor
GFT-TRXAK

CONNEXUS

FUNCTIONAL TRAINER

Our Connexus Functional Trainer configures with the Connexus Edge or additional Functional Trainers to offer heavy cable resistance and easy access to a range of training accessories for both coached and self-guided workouts. Users can even bring along the on-demand workouts or entertainment that keeps them going strong thanks to an integrated device holder.


**CONNEXUS**

COMPATIBLE OPTIONS


Make your functional trainer more functional than ever by adding optional accessories, or double its functionality by connecting it to our Connexus Edge, Hub or additional Functional Trainers.




Connexus SM Back-to-back Connector
GFT-BTB



Connexus Ladder Connector
GFTLDR



Connexus Double Ladder Connector XL
GFT-XLCK



Connexus Side Connector
GFTEDG-CK



Connexus Dip / VKR / Plyo Station
GFTDPST



Connexus Landmine w/Storage
GFTLMS

CONNEXUS

*CUSTOM
CONFIGURATIONS*

Our Connexus Series makes it easier than ever to add a premium functional training experience to your fitness facility, even if your space is limited. Explore all the different ways you can configure our Connexus Edge and Functional Trainer in bays, back-to-back configurations and beyond, expanding as needed to find the right fit for your place and your people.



CONNEXUS

GFTE0GFT-XL

Create a unique experience at the heart of your functional zone that's versatile enough for both group and individual training.



GFTEDGFT-SM

Create a back-to-back configuration to maximize functionality in a minimal amount of space.



GFTEDGFT-MD

Design an open, approachable training experience at the center of your functional zone.



GFTEDG-03*

Make the most of unused wall space while keeping accessories organized and on hand.

* Shown as a 3-bay configuration. Connect any number of training bays using the GFTEDG-CK connection bracket.

CONNEXUS**COMPACT**

The Connexus Compact turns any unused area into a space where members can take on a full range of exercises ideal for building a lean, strong body. Our smart, streamlined design includes two height-adjustable training handles, great for bilateral training or serving multiple users at once. A durable hinged med ball target protects your walls while providing a convenient location for explosive throwing exercises, and the med ball target easily folds out of the way for access to the unit's integrated accessory storage space. The ergonomic pull-up bar comfortably accommodates wide and narrow grips, the landmine attachment rotates a full 360 degrees for exercise variety, and the base anchor provides a perfectly placed attachment point for battle ropes and bands.

**CONNEXUS**



CONNEXUS COLUMN

If you're looking to make room for more functional training options at your facility, you can add our space-efficient Connexus Column virtually anywhere you have an unused wall. A height-adjustable training handle makes it easy to attach resistance bands and suspension straps, accommodating multiple bands at once to streamline transitions, progressions and training with different users. Integrated device storage for smartphones keeps training apps in view, even amplifying device sound so users never miss a moment of instruction, and built-in band storage helps keep your functional training area tidy.



CONNEXUS

CONNEXUS STEP+

A great addition for circuits, personal training and independent functional training workouts, the Connexus Step+ is as space-efficient as it is versatile. Functional training enthusiasts of virtually any ability level can use the step in two configurations — standard and inverted — to take on a full spectrum of challenging core, lower-body and cardio exercises that are excellent for improving body composition and augmenting overall functional fitness. The smart, stackable design includes a thoughtfully textured balance surface and optimized height, width and depth for use that's as secure as it is effective, plus durable construction that stands up to hard use by members.



CONNEXUS

STORAGE STATION

Our ultra-durable Connexus Storage Station makes it easy to clean up your functional training area while keeping your most important accessories on hand and ready to go. Two extra-large, rubber-cushioned shelves provide plenty of low-to-the-ground storage space for your heavy-duty pieces, while two secondary shelves give you ample space to organize lighter accessories by size or type. An open top rack offers storage versatility to accommodate large or long items, and an open base adds even more space to tuck away functional training extras. For the bands, straps and ropes crucial to your functional training program, multiple angled pegs with rubber endcaps offer easy-access hanging storage. Our Storage Station also includes directional placards so members and trainers can clearly identify where each accessory belongs. Maximize storage capabilities with the optional mat hanger (GFTORG-MH) to store mats vertically for faster drying and to prevent curling.



CONNEXUS

CONNEXUS

3-SHELF STORAGE CART

The mobile Connexus 3-Shelf Storage Cart keeps accessories and attachments close at hand for easy set-up and transition between classes or groups. With a maximum capacity of 317 kg / 750 lbs., the 3-shelf storage cart features heavy-duty casters to enable movement around the facility. The built-in info dock holds a tablet or smartphone, which enables users and trainers to conveniently store and view their screens for assistance during training. The highly accessible and sturdy storage also keeps your facility neat and organized at all times.



WHERE STRETCHING TAKES CENTER STAGE

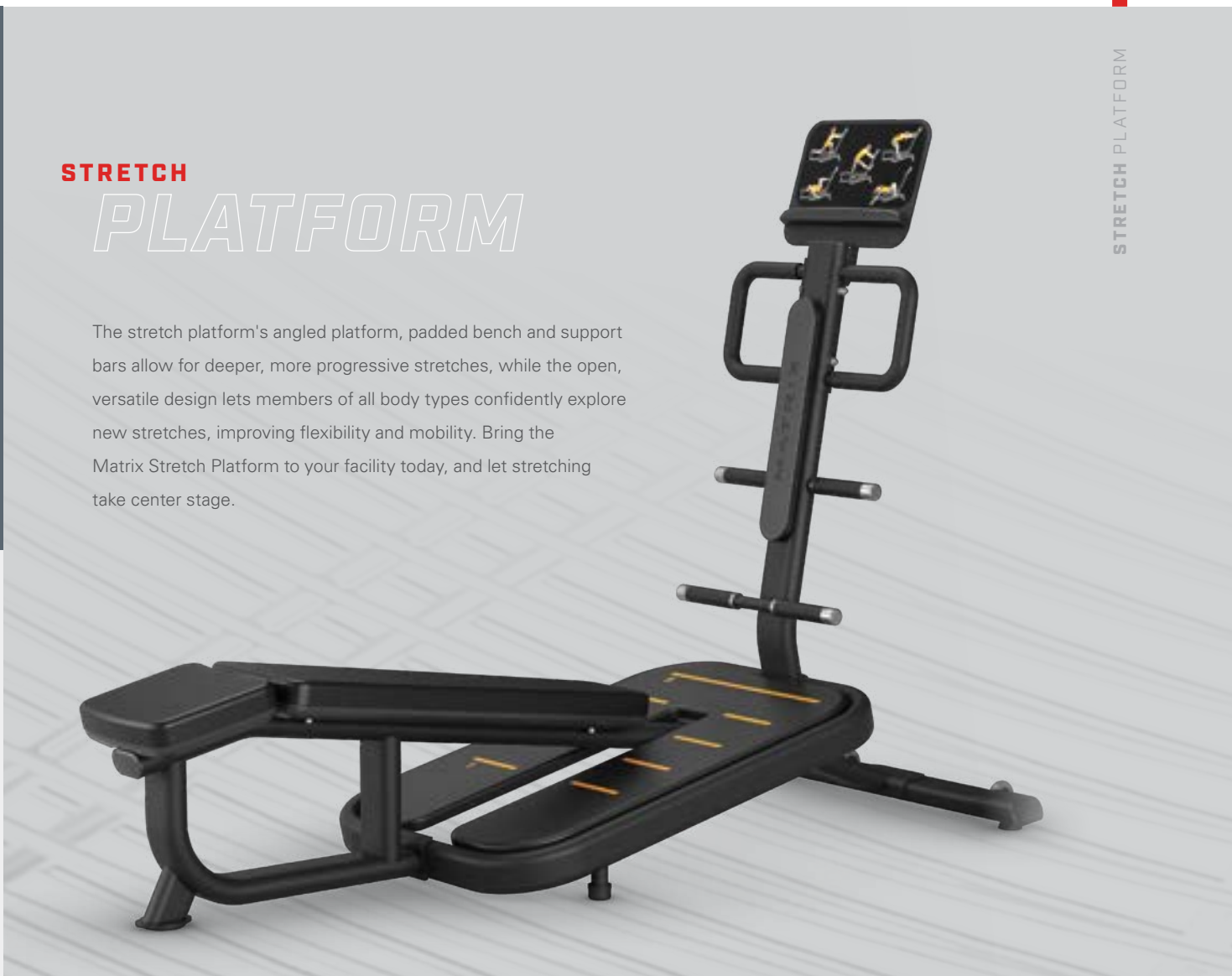
The Matrix Stretch Platform offers a comprehensive solution for pre- and post-workout recovery. Its stable and comfortable design promotes flexibility, reduces muscle soreness, and minimizes the risk of injury.

STRETCH PLATFORM



STRETCH PLATFORM

The stretch platform's angled platform, padded bench and support bars allow for deeper, more progressive stretches, while the open, versatile design lets members of all body types confidently explore new stretches, improving flexibility and mobility. Bring the Matrix Stretch Platform to your facility today, and let stretching take center stage.



FEATURES

Declined supportive back, leg & neck pads • Inclined base with numeric indicators • Accessible low and mid-height support bars • Contoured upper grips • Integrated smart device storage • Fixed stable platform

TRAINING SUPPORT

Versatility is a key advantage to the Connexus Series. Your instructors can use our free programming framework, develop their own classes and training from our vast exercise library or create a hybrid of the two.



Developed by industry experts, MX4 addresses multiple aspects of fitness — cardio, power, strength and endurance — to create a complete group exercise experience that your members will commit to. You can modify programming to fit members of all ability levels and scale the program to accommodate small or large groups, easily expanding as popularity grows.



Our scientifically validated MX4 Active program can help your facility engage older or deconditioned adults in a way that's right for their abilities. By incorporating low-impact, lower-back friendly exercises, familiar repetitions and natural progressions, MX4 Active delivers a confidence-inspiring experience that improves overall fitness and keeps your members coming back for more.



TRX SUSPENSION TRAINING MODULE

Developed by the head of education for TRX Suspension Training, the Connexus TRX Module brings the intense challenge and superior results of TRX training to your Connexus group functional training installation. The Connexus TRX Module is a progressive, four-week program with two original weekly workouts for small group or one-on-one training.

BAND & BALL TRAINING MODULE

The Band & Ball Module is a progressive, four-week program with three original weekly workouts that build strength and power. Using resistance bands and slam balls, these workouts teach the body to work as an integrated system. Workouts are easily modified for greater or less intensity and are applicable for small group or one-on-one training.



BODY SCULPT TRAINING MODULE

This progressive, full-body strength program emphasizes tempo training to accomplish a targeted goal each week, maximizing muscle strength and hypertrophy. Three forms of resistance training are accomplished using the landmine attachment, flat circular bands and TRX suspension straps. Workouts are easily modified for variable intensity and are applicable for small group or one-on-one training.

EXERCISE LIBRARY

Access a complete index of over 200 Connexus exercises that instructors can use to build and choreograph their own original classes and training routines. They can also use the library to modify existing programming by finding alternate exercises to raise or lower program intensity for members of varying skill and fitness levels. Visit our expansive online Exercise Library on Matrix Learning (www.matrixlearningcenter.com) to see images and videos of each exercise.

SPECIFICATIONS

TRAINING CYCLES			
	CXP	CXM	CXC
MODEL NUMBER	CXP	CXM	CXC
CONSOLE SPECS			
Display	Target Training capacitive touchscreen	Backlit LCD	Optional LCD
Display Feedback	Heart rate*, watts, RPM, time, distance, calories*	Heart rate*, watts, RPM, time, distance, calories*	Heart rate*, watts, RPM, time, distance, calories*
WiFi	Yes	No	No
Bluetooth	Yes; heart rate, FTMS	Yes; heart rate, FTMS	No
ANT+	Yes; heart rate, PWR, FE-C	Yes; heart rate, PWR, FE-C	No
Contact & Telemetric HR	Telemetric only	Telemetric only	Telemetric only
Power Requirements	Generator-powered	Generator-powered	Battery-powered
FRAME SPECS			
Drive System	Flexonic belt	Flexonic belt	Flexonic belt
Power Measurement	Calculated watts	Calculated watts	N/A
Resistance System	Magnetic	Magnetic	Magnetic
Pedal Type	Dual-sided SPD & easy fit strap	Dual-sided SPD & toe cage	Dual-sided SPD & toe cage
Seat Design	Ergonomically sculpted seat	Ergonomically sculpted seat	Ergonomically sculpted seat
Seat Adjustment	Vertical & horizontal	Vertical & horizontal	Vertical & horizontal
Handlebar Design	Ergo-formed, multi-position, soft PVC	Ergo-formed, multi-position, soft PVC	Ergo-formed, multi-position, soft PVC
Handlebar Adjustment	Vertical & horizontal	Vertical & horizontal	Vertical & horizontal
Crank Design	4-way tapered forged steel cranks	4-way tapered forged steel cranks	4-way tapered forged steel cranks
Leveling Feet	Yes; 2 front levelers and 2 rear dials	4	4
Rear-lift Handle	Yes	Yes	Yes
Maximum User Weight	158.8 kg / 350 lbs.	158.8 kg / 350 lbs.	158.8 kg / 350 lbs.
Ethernet Connectivity	No	No	No
Assembled Dimensions	122.4 x 56 x 102.8 cm / 48.2" x 22.2" x 40.5"	122.4 x 56 x 102.8 cm / 48.2" x 22.2" x 40.5"	122.4 x 56 x 102.8 cm / 48.2" x 22.2" x 40.5"

TOTAL BODY CYCLE

MODEL NUMBER	TBCC
CONSOLE SPECS	
Display	Backlit LCD
Display Feedback	Heart rate*, watts, RPM, time, distance, calories*
WiFi	No
Bluetooth	No
ANT+	Yes; heart rate
Contact & Telemetric HR	Telemetric only
Power Requirements	Battery-powered
FRAME SPECS	
Drive System	Flexonic belt
Power Measurement	Calculated watts
Resistance System	Air
Pedal Type	Wide pedal with anti-slip texture
Seat Design	Ergonomically sculpted seat
Seat Adjustment	Vertical & horizontal
Handlebar Design	Ergo-formed, multi-position, soft PVC
Handlebar Adjustment	Fixed
Crank Design	4-way tapered forged steel cranks
Leveling Feet	4
Rear-lift Handle	Yes
Maximum User Weight	158.8 kg / 350 lbs.
Ethernet Connectivity	No
Assembled Dimensions	148 x 73 x 148 cm / 58.3" x 28.4" x 58.3"

UPPER BODY CYCLE

MODEL NUMBER	UBC-P	UBC-M
CONSOLE SPECS		
Display	Target Training capacitive touchscreen	Backlit LCD
Display Feedback	Heart rate*, watts, RPM, time, distance, calories*	Heart rate*, watts, RPM, time, distance, calories*
WiFi	Yes	Yes
Bluetooth	Yes; heart rate and broadcast data	Yes; heart rate
ANT+	Yes	Yes; heart rate
Contact & Telemetric HR	Telemetric only	Telemetric only
Power Requirements	Yes	Generator-powered
Workouts	Target training, Sprint 8, Intervals, endurance, strength, speed and constant watts	Custom Intervals
FRAME SPECS		
Drive System	Roller chain and Poly-V belt	Roller chain and Poly-V belt
Power Measurement	Calculated watts	Calculated watts
Resistance System	Electronically controlled magnetic	Manual magnetic
Adjustment Type	Quick release lever	Quick release lever
Seat Design	Patented folding, sculpted self skinning	Patented folding, sculpted self skinning
On Product Seat Storage	Yes	Yes
Handle Design	Ergo-formed, neutral-grip	Ergo-formed, neutral-grip
Crank Design	Independent, forged steel crank arms	Independent, forged steel crank arms
Leveling Feet	4	4
Rear-lift Handle	Yes	Yes
Maximum User Weight	204 kg / 450 lbs.	204 kg / 450 lbs.
Ethernet Connectivity	No	No
Assembled Dimensions	159.6 x 78.4 x 161.3 cm / 62.8" x 30.9" x 63.5"	159.6 x 78.4 x 161.3 cm / 62.8" x 30.9" x 63.5"

*Requires a heart rate monitor

S-DRIVE PERFORMANCE TRAINERS			
	S-DRIVE POWER	S-DRIVE METRICS	S-DRIVE PERFORMANCE TRAINER
MODEL NUMBER	S-DRIVEP	S-DRIVEM	S-DRIVEC
CONSOLE SPECS			
Display	Target Training capacitive touchscreen	Backlit LCD	No
Display Feedback	Heart rate*, watts, time, distance, calories*	Heart rate*, watts, SPM, time, distance, calories*	No
WiFi	Yes	No	No
Bluetooth	Yes; heart rate, FTMS	Yes; heart rate, FTMS	No
ANT+	Yes; heart rate, PWR, FE-C	Yes; heart rate, PWR, FE-C	No
Contact & Telemetric HR	Telemetric only	Telemetric only	No
Power Requirements	DC plug-in	Generator-powered	No
FRAME SPECS			
Drive System	Dual magnetic maintenance free brakes	Dual magnetic maintenance free brakes	Dual magnetic maintenance free brakes
Power Measurement	Calculated watts	Calculated watts	N/A
Speed Range	User-defined	User-defined	User-defined
Incline Range	7° fixed	7° fixed	7° fixed
Resistance System	Magnetic	Magnetic	Magnetic
Running Surface Area	152 x 51 cm / 60" x 22"	152 x 51 cm / 60" x 22"	152 x 51 cm / 60" x 22"
Step-on Height	17.8 cm / 7"	17.8 cm / 7"	17.8 cm / 7"
Maximum User Weight	182 kg / 400 lbs.	183 kg / 400 lbs.	184 kg / 400 lbs.
Ethernet Connectivity	No	No	No
Assembled Dimensions	195 x 88.3 x 150 cm / 76.8" x 34.8" x 59"	195 x 88.3 x 150 cm / 76.8" x 34.8" x 59"	195 x 88.3 x 150 cm / 76.8" x 34.8" x 59"

ROWERS

	RXP	ROWER
MODEL NUMBER	AR12	AR11
CONSOLE SPECS		
Display	Target Training capacitive touchscreen	Backlit LCD
Display Feedback	Heart rate*, watts, SPM, time, distance, calories*, 500 m/split	Heart rate*, watts, SPM, time, distance, calories*, 500 m/split
WiFi	Yes	No
Bluetooth	Yes; heart rate, FTMS	Yes; heart rate
ANT+	Yes; heart rate, broadcast	No
Contact & Telemetric HR	Telemetric only	Telemetric only
Power Requirements	Generator-powered	Generator-powered
FRAME SPECS		
Drive System	Coil spring poly-V belt	Coil spring poly-V belt
Power Measurement	Calculated watts	Calculated watts
Resistance System	Magnetic	Magnetic
Resistance Levels	10	10
Foot Stretchers	Adjustable heel cups with easy-to-read settings	Adjustable heel cups with easy-to-read settings
Handlebar Design	Extra-long ergo-grip handlebar	Extra-long ergo-grip handlebar
Leveling Feet	4	4
Maximum User Weight	158.8 kg / 350 lbs.	158.8 kg / 350 lbs.
Ethernet Connectivity	No	No
Assembled Dimensions	223 x 55 X 58 cm / 87.7" x 21.6" x 22.8"	223 x 55 x 58 cm / 87.7" x 21.6" x 22.8"

*Requires a heart rate monitor

STRETCH

MODEL NUMBER	GFTSTR
USER AMENITIES	
Smart Device Storage	Yes
Instructional Placard	Yes; with colored muscle call outs
Angled Cushion Bench	Yes; supports the back, neck and knees
Support Bars	Yes; accessible low and mid-height support bars to allow for progression
Contoured Upper Grips	Yes; provides multiple areas to push and pull against to enhance stretches
Inclined Base	Yes; with numeric indicators to measure foot placement
WARRANTY	
Frame	10 years
Wear Items (Pads, Grips)	1 year
TECH SPECS	
Frame Color	Iced Silver, Matte Black, Gloss Black, Lace White, Polarized Titanium
Max User Weight	159 kg / 350 lbs.
Product Weight	86 kg / 189.5 lbs.
Overall Dimensions (L x W x H)	209.9 x 88.3 x 145.6 cm / 82.6 x 34.7 x 57.3"
*Requires a heart rate monitor	

Product specifications are subject to change without notice.

CONNEXUS	PRODUCT DIMENSIONS						PRODUCT WEIGHT		RECOMMENDED TRAINING AREA				MAX USER/LOAD WEIGHT	
	METRIC (CM)			ENGLISH (IN)			METRIC	ENGLISH	METRIC (M)		ENGLISH (FT)		METRIC	ENGLISH
	L	W	H	L	W	H			L	W	L	W		
GFTEDG – Connexus Edge	180	112	237.2	71	44	93.4	211	465	4.9	2.6	16	8.6	159	350
GFTHUB – Connexus Hub	152.4	124.4	237.2	60	49	93.4	211	464.2	4.7	3.7	15.5	12	159	350
GFTCRST – Connexus Crest	274.3	142.2	237.2	108	56	93.4	312	686.4	6	3.2	19.6	10.6	159	350
GFTFT – Connexus Functional Trainer	152.4	124.4	237.2	60	49	93.4	433	955	1.5	3.7	5	12	159	350
GFTCOR – Compact	82	165	240	32.3	65	94.4	205	452	1.8	0.9	5.9	3	159	350
GFTSLR – Column	44.5	16.1	212	17.5	6.3	83.5	25.5	56.2	2.1	2.4	7	8	159	350
GFTSS – Step+	70.5	38.1	33	27.8	15	12.9	8.4	18.5	N/A	N/A	N/A	N/A	136	300
GFTORG – Storage Station	85	140	185	33.5	55.1	72.9	160	352.7	N/A	N/A	N/A	N/A	363	800
GFTSS – 3-Shelf Storage Cart	80	123	167	31.5	48	66	96	212	N/A	N/A	N/A	N/A	340	750

CONNEXUS COMPATIBLE OPTIONS	PRODUCT DIMENSIONS						PRODUCT WEIGHT		COMPATIBLE UNITS	
	METRIC (CM)			ENGLISH (IN)			METRIC	ENGLISH		
	L	W	H	L	W	H	KG	LBS.		
GFT-BTB Connexus SM Back-to-back Connector	116.7	25.6	10	45.9	10		16	35.2	Connexus Edge & Functional Trainer	
GFTLDR Connexus Ladder Connector	262.5	70	26	103.3	27.5	10.2	74	162.8	Connexus Edge & Functional Trainer	
GFT-XLCK Connexus Double Ladder Connector XL	190.8	121.5	14	75.1	47.8	5.5	9	19.8	Connexus Edge & Functional Trainer	
GFTEDG-CK Connexus Side Connector	71	43	25.5	28	17	10	19	41.8	Connexus Edge & Functional Trainer	
GFTDPST Connexus Dip / VKR / Plyo Station	38.9	35.5	22.8	15.35	14	9	61	134.2	Connexus Edge & Functional Trainer	
GFTLMS Connexus Landmine with Storage	240	74	34	94.5	29	13.4	39	85.8	Connexus Edge & Functional Trainer	
GFT-TRXAK Connexus Edge Suspension Trainer Anchor	28.5	28.5	20.3	11.2	11.2	8	4	8.8	Connexus Edge	







A TRULY GLOBAL COMPANY

AUSTRALIA / NEW ZEALAND

Johnson Health Tech Australia Pty. Ltd.

BRAZIL

Johnson Health Tech Brasil

CANADA

Johnson Health Tech Canada

CHINA

Johnson Health Tech (Shanghai) Co., Ltd.

CZECH REPUBLIC / SLOVAKIA

Johnson Health Tech CZ & SK a.s.

DENMARK

Johnson Health Tech Denmark ApS

FRANCE

Johnson Health Tech France

GERMANY / AUSTRIA

Johnson Health Tech GmbH

GREECE / BULGARIA / CYPRUS

Johnson Health Tech Hellas SA

HONG KONG

Johnson Health Tech Hong Kong

INDONESIA

Johnson Health Tech Indonesia

INDIA

Johnson Health Tech India, Pvt. Ltd.

ITALY

Johnson Health Tech Italia Spa

JAPAN

Johnson Health Tech Japan

KOREA

Johnson Health Tech Co., Ltd. Korea

MALAYSIA

Johnson Fitness (Malaysia) SDN. BHD.

MEXICO

Johnson Health Tech Mexico

NETHERLANDS / BELGIUM / LUXEMBOURG

Matrix Fitness Benelux

PHILIPPINES

Johnson Health Tech Philippines Inc.

POLAND

Johnson Health Tech Sp. Z. O. O.

ROMANIA

Johnson Health Tech Romania

RUSSIA

Johnson Health Tech Russia

SOUTH AFRICA

Johnson Health Tech South Africa (PTY) Ltd.

SPAIN / PORTUGAL

Johnson Health Tech Ibérica SL

SWITZERLAND

Johnson Health Tech (Schweiz) GmbH

TAIWAN

Johnson Health Tech Taiwan

THAILAND / CAMBODIA / LAOS / MYANMAR

Johnson Health Tech (Thailand) Co., Ltd.

TURKEY

Johnson Health Tech Turkey

UNITED ARAB EMIRATES / SAUDI ARABIA / KUWAIT / QATAR / OMAN / JORDAN

Johnson Health Tech Middle East

UNITED KINGDOM

Johnson Health Tech UK Ltd.

UNITED STATES

Johnson Health Tech North America

VIETNAM

Johnson Health Tech (Vietnam) Co. Ltd.

Visit matrixfitness.com for full contact information.

MATRIX

ABOUT MATRIX FITNESS

In 2001, Johnson Health Tech established Matrix Fitness to bring premium fitness equipment to the marketplace. Since then, we've become the fastest-growing commercial fitness equipment brand in the world. Matrix has leveraged continuous innovation and cross-cultural collaboration to emerge as an industry vanguard, constantly challenging standards and raising expectations for fitness equipment design and exercise technology.

Our product portfolio has expanded to over 500 products including strength equipment, cardio platforms, group exercise modalities, athletic performance training tools, fitness technology, integrated HIIT workouts, turnkey programming and much more. With over 30 subsidiaries around the world, Matrix is uniquely equipped to meet fitness and wellness needs in every corner of the globe.

Today, Matrix Fitness is dedicated to serving fitness facilities of all kinds, setting them apart in ways that attract and retain more members. Our mission is to delight and excite our customers through complete solutions and committed partnership provided by a world-class organization.

MATRIX
Strong • Smart • Beautiful

Matrix Fitness

1600 Landmark Drive
Cottage Grove, WI 53527 USA

matrixfitness.com

©2025 Matrix Fitness. All Rights Reserved.

AUTHORIZED MATRIX FITNESS DISTRIBUTOR